
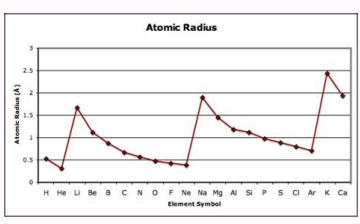
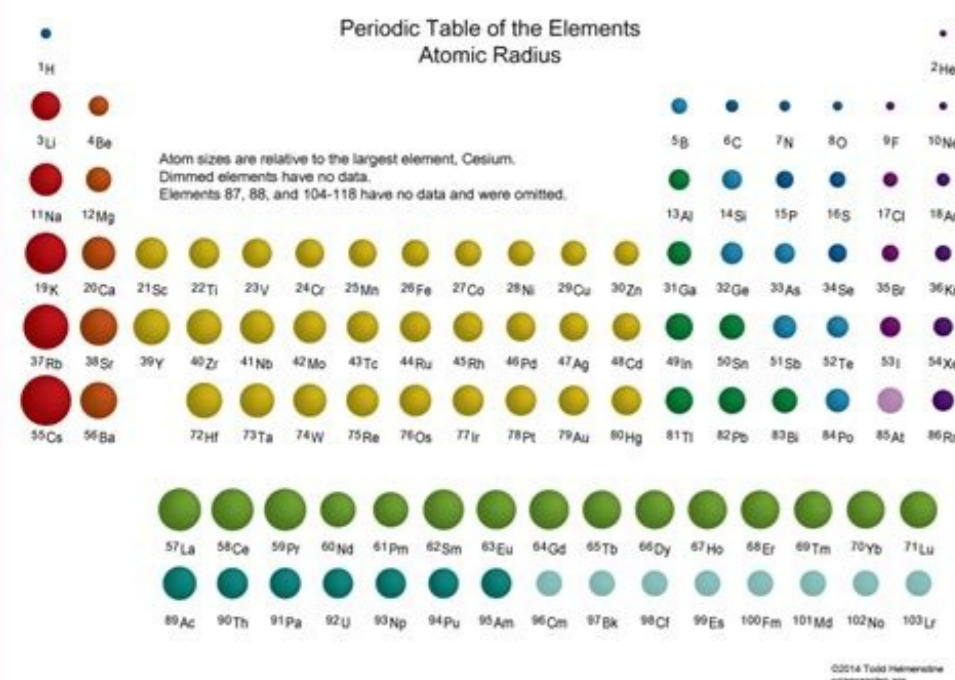
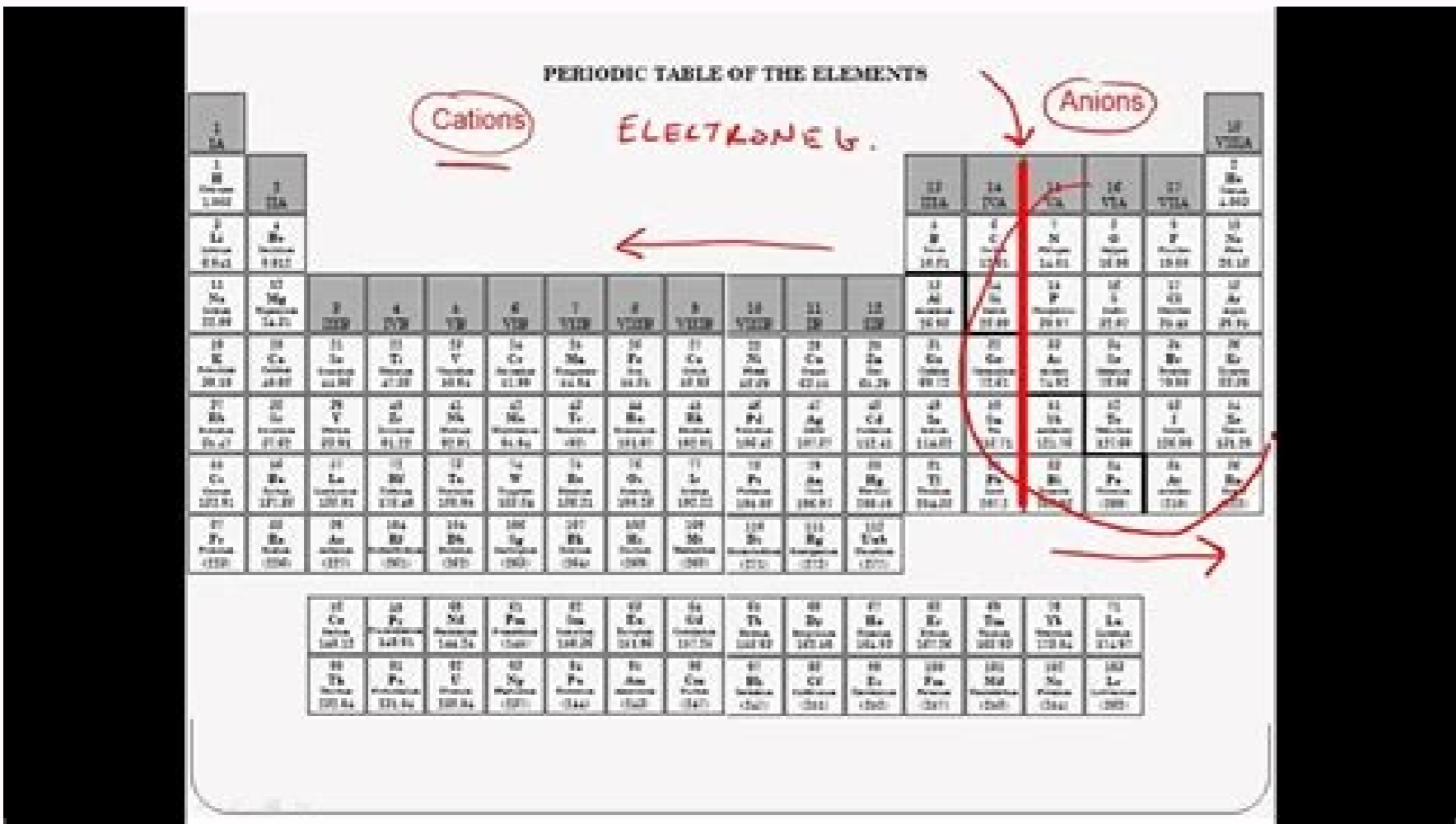
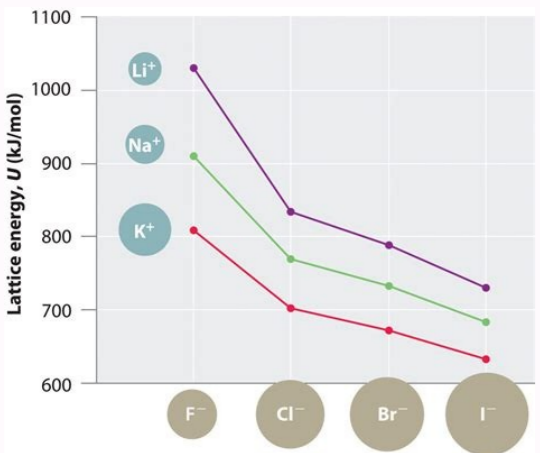
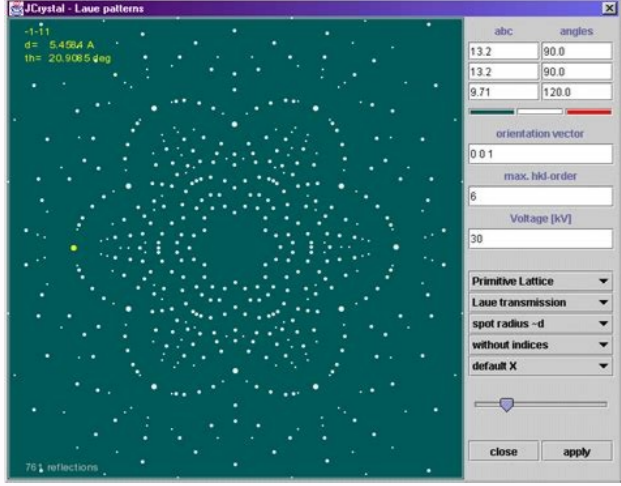


Atomic radius pattern

 I'm not robot  reCAPTCHA

Continue



Atomic radius pattern periodic table. Atomic radius pattern explained. Is the pattern of atomic radius absolute or general. Is the pattern of atomic radius always true. How does atomic radius work. What is the formula for atomic radius. Size atomic radius pattern.

Need information about the trends of the atomic radius? What is the trend of the atomic radius? In this leadership, we will clearly explain the trends of the atomic radius and how they work. We will also discuss exceptions from trends and how to use this information as part of a wider understanding of chemistry. Before plunging into the trend of the atomic radius, let's consider some basic concepts. The atom is the main unit of the chemical element such as hydrogen, helium, potassium, etc. Radius is the distance between the center of the object and its outer edge. The atomic radius is equal to half the distance between the nuclei of two atoms. The atomic radius is measured in picloos (one picometer is equal to one billionth meter). Hydrogen (h) has the smallest average atomic radius of about 25 PM, and cesium (CS) has the largest average atomic radius of about 260 PM. What are the trends in the atomic radius change? What causes them? There are two main trends in the atomic radius. One trend in the atomic radius occurs when moving from left to right along the periodic table (upward movement), and another trend occurs when driving down from the top of the periodic table (upward movement). Below is a periodic table with arrows showing how atomic radii change to help you understand and visualize every tendency of the atomic radius. At the end of this section, there is a table of estimated empirical atomic radii for each element. The trend of the atomic radius 1: the atomic radius decreases from left to right in the period the first periodic tendency of the atomic radius is that the size of the atom decreases as it moves from left to right in the period. In the element period, each new electron is added to the same shell. When the electron is added, a new proton is also added to the core, which gives the nucleus a stronger positive charge and greater nuclear attraction. This means that when adding more protons, the core receives a stronger positive charge, which, in turn, attracts electrons more and brings them closer to the nucleus of the atom. Electrons closer to the core reduce the radius of the atom. Comparing carbon (C) with atomic number 6 and fluorine (F) with atomic number 9, we can conclude that, based on the trends of the atomic radius, the carbon atom will have a larger radius than the fluorine atom, due to three additional protons. The fluorine will pull its electrons closer to the core and reduce the radius of fluorine. And it is true: Carbon has an average atomic radius of about 70 PM, while fluorine has about 50ATOMIC RAGE - Trend 2: the atomic radius increases as you drag a group down. Second atomic ray - The regular trend is that atomic rays increase as you descend a group into the periodic table. For each group you get down, the atom earns another electron shell. Each new shell is further away from the core of the atom, increasing the atomic radius. Although it can be thought that the electrons of value (those in the external shell) are attracted by the nucleus, the electronic shield prevents it. The electronic shielding refers to the reduced attraction between external electrons and the nucleus of an atom when the atom has more than a shell of electrons. So, due to the electronic shielding, the electrons of value do not approach much in the center of the atom, and since they cannot approach so much, the atom has a greater radius. For example, the potassium (K) has a medium major atomic radius (220 pm) of the sodium (NA) (180 pm). An atom of potassium has an extra electron shell than a sodium atom, which means that its electrons of value are more far from the nucleus, giving potassium a wider atomic radius. ATOMIC RAGGIO Empirical -numero atomic -Simbolo -name atomic Empirical Ray element (PM) 1 H Hydrogen 25 2 He Elio NO Data 3 li lithium 145 4 be bllium 105 5 b Boro 85 6 c carbon 70 7 n nitrogen 65 60x or 9 f Fluoro 50 10 neon no data 11 na sodium 180 12 mg magnesium 150 13 at aluminum 125 14 si silicio 110 15 p phosphorus 100 16 s zolfo 100 17 chlorine 100 17 cloro ar2 220 ne2 data 18oesic sc scio 160 22 ti titanio 140 22 V VANADIO 135 24 CRUME 140 25 MN MANGANESE 140 26 FE IRARE 140 27 COBALTO 135 28 NI NICHEL 135 29 Cu copper 135 31 1 200 Arsenico 114 34 Seletium 115 35 Brina 115 36 Krypton No data 37 RB RB RUBIDIO 38 38 Rubidio 235 38 Sroitio 235 40 ZR Zirconio 155 41 NB NIOBIO NIOBIO NIOBLE 145 42 Molybtole 145 43 43 RODRITICO 135446 45 47 cd. 155 49 V ADUM 155 50 SN Stagno 145 51 SB Antimonio 145 52 TE TELLURIO 140 53 I Iodio 140 XE XENO no data 55 CS CESIO 260 56 BA BARIO 215 57 LANTANIO CE 195 M PRAB1 57 LANTANIO CE 195 SCS CESIO 18 PM PROMZIO SMARIO 185 63 EU Europe 185 64 GD Gadolinio 180 65 TB Terbio 175 66 DY DIFROSIO 175 67 Ho Olmio 175 68 Erbio 175 Tulio 675 TMYb ytterbium 175 71 lutetium 175 72 hf hafnium 155 73 tantalum 145 75 W bar 75 75 Rhen 135 76 osmum 135 78 79 Au Gold 135 80 hg Mercur 175 93 NP Neptunium 175 94 PU Plutonium 175 96 96 cm n.a. Curiosity 98 Cf Einsteinium n.a. 100 fm fermium n.a. 101 Mendeleuim out of 1500 data 103 LR Lawrence n.a. MC MOSCOVION DATA DATA 115 55 55 ERMORA N/A 117 TS Tenness N/A 118 Ogonesson N/A Data source 3 Exceptions to atomic radius trends, see the two atomic radius trend tables they discussed above, but look at most periodic elements there are a few exceptions. The exception is the noble gas. The six noble gases in group 18 of the periodic table are helium (HE), neon (none), argon (AR), krypton (K), xenon (XE), and radon (RN). The noble gases are an exception because when they come together they come together differently than the atoms and atoms of other noble gases. Since the atomic radius is half the distance between the nuclei of two atoms, this close proximity affects the atomic radius. The outer electron shells of each of the noble gases are completely filled, meaning that the atoms of the nobler gases are held together by van der Waals forces rather than bonds. Van der Waals forces are not as strong as covalent bonds, so no two atoms bonded by van der Waals are as close together as two atoms bonded by a covalent bond. This means that the radius of the noble gases will be overestimated if we try to find their empirical radii, so none of the noble gases have an empirical radius and therefore do not follow atomic radius trends. Below is a very simplified diagram of four atoms of approximately the same size. The first two atoms are linked by a covalent bond, which causes some overlap between the atoms. The two submarines are atoms of noble gas and are held together by the forces of Van der Waals, which prevent the atoms from approaching. The red arrows indicate the distance between the testicles. Half of this distance is equal to the rays of the atom. As you can see, although all four atoms are more or less of the same size, the ray of the noble gas is much higher than other atoms. The comparison of these two rays will make the noble gas atoms seem bigger, even if not so. Considering the noble rays of gas, it will give people a wrong idea of how great they are noble gas atoms. Since the atoms of noble gas are different, their rays cannot be compared with the rays of other atoms, therefore they do not follow the trends of the atomic radius. Other exceptions are a number of activists in the context of a series of Lantainst and the periodic system. These groups of elements are different from many other parts of the system of periodic elements and do not follow many trends affected by other elements. There is no clear atomic tendency for any series. How can you use this information? Although it is not necessary to know the atomic rays of various elements in daily life, this information can be useful if you examine chemistry or other related fields. When you understand each main trend in the nuclear radius, you will easily understand other information on the articles. For example, you may remember that noble gases are an exception of the atomic radius trends, because they have a complete external electrons. These external electron coatings also make indifferent and stable noble gases. This stability can be useful. For example, balloons are generally filled with helium, non-hydrogen, because Hel is much more stable and therefore less flammable and safer to use. You can also use atomic rays to estimate how various elements will be reactive. The atoms with a minor radius are more reactive than the atoms with a greater radius. Halogens (group 17) have the smallest average rays in the periodic system. Fluor has the smallest ray of atomic halogen (based on trends). The addition of fluorine only to water causes flames when the fluorine turns into gas. Summary: Irrode trends have two main trends in the atomic rays of the atomic radius. The first periodic trend in the nuclear radius is the increase in the atomic radius while the group moves downwards. This is due to the protection of electrons. After adding an additional coating, these new electronsnucleus, which increases the radius of the atom. The second periodic tendency of an atomic beam is that the atom shrinks as it moves from left to right over a period, since the greater positive stress on the atom due to more protons attracts electrons more strongly and draws them closer together. , reducing the size of the atom. There are a few exceptions to these tendencies, notably the noble gas, which does not form a bond like most other atoms, and the lanthanide and actinide series. You can use this information to better understand the periodic table of elements, how atoms bond, and why some elements are more reactive than others. And then? Want to update molecular chemistry? Explore different types of hydrates, like the selector and the applications (and limitations) of Bochr's work on the atomic model. Are you paying for advanced chemistry and need help? We have the AP Chem and IB chemistry research leaders, and the General Regents chemistry exam for high school students in New York. Dive your finger into the wonderful world of biochemistry? Discover six types of enzymes and nucleotide chemistry. Need more help with this topic? Check out the turban! We have experienced lecturers in our approved lecturer database who can help you improve your English essay or explain how derivatives work. You can use many filters and search criteria to find the most suitable person for your needs. requirements.

